

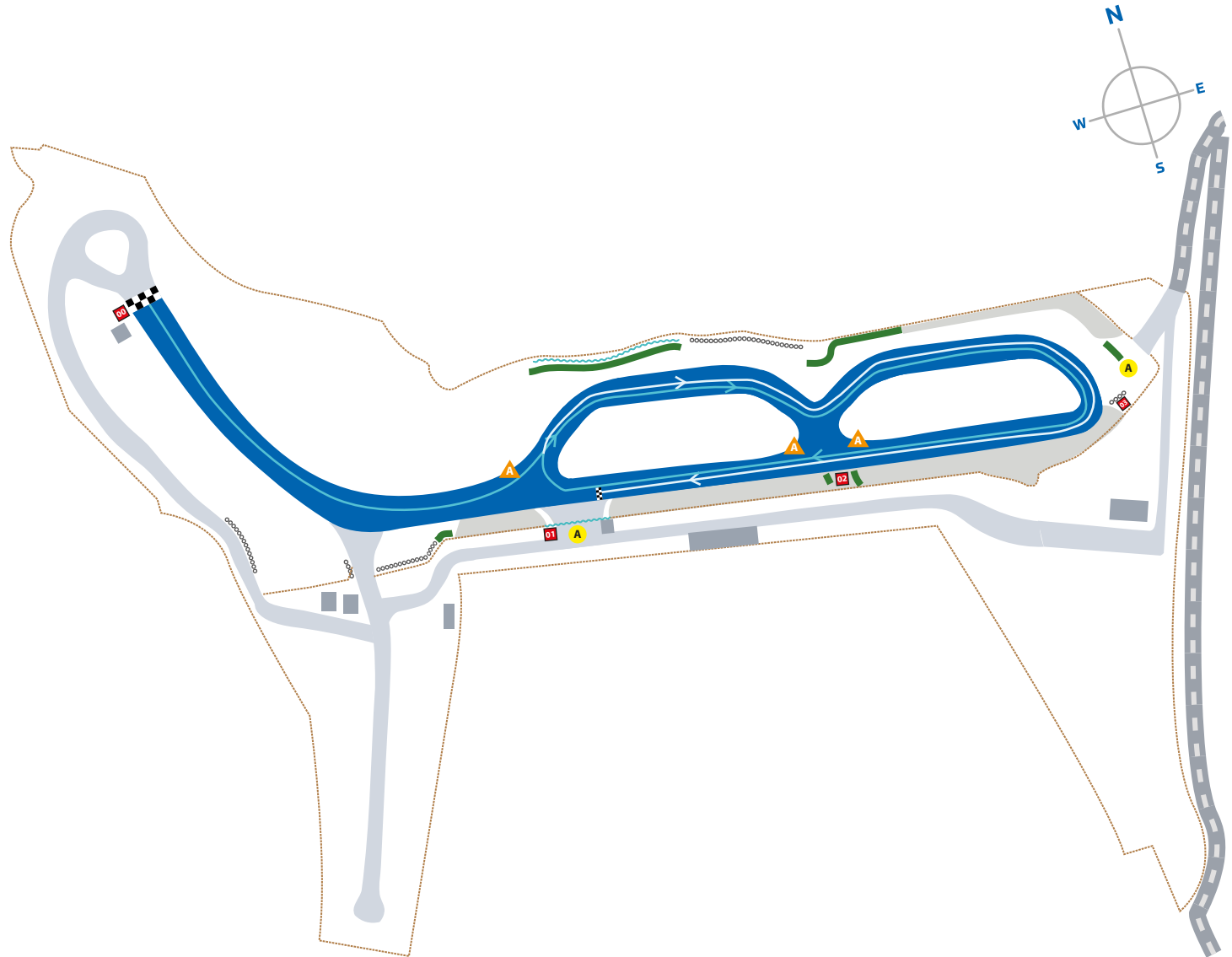
Circuit Plan

Showing circuit layouts, facilities, services and marshal posts
























Curborough

Double Lap

Course Length - 1447 metres



Plan Key

 Race Circuit	 Tyre Barriers
 Tarmac/Concrete/Roads	 Armco Barrier
 Grass	 Rectical Barriers
 Trees/Forest	 Fencing
 Grass Bank	 Helipad
 Gravel/Sand Trap	 Ambulance
 Buildings	 Medical Car
 Grandstands	 Safety Car
 Marshal Post	 Extrication/Rescue Vehicle
 Incident Post	 Recovery Unit
 Observer Post	 Fire Vehicle
	 Apex Markers

Created for S.D.C.C by Kath Designs
www.kathdesigns.co.uk