

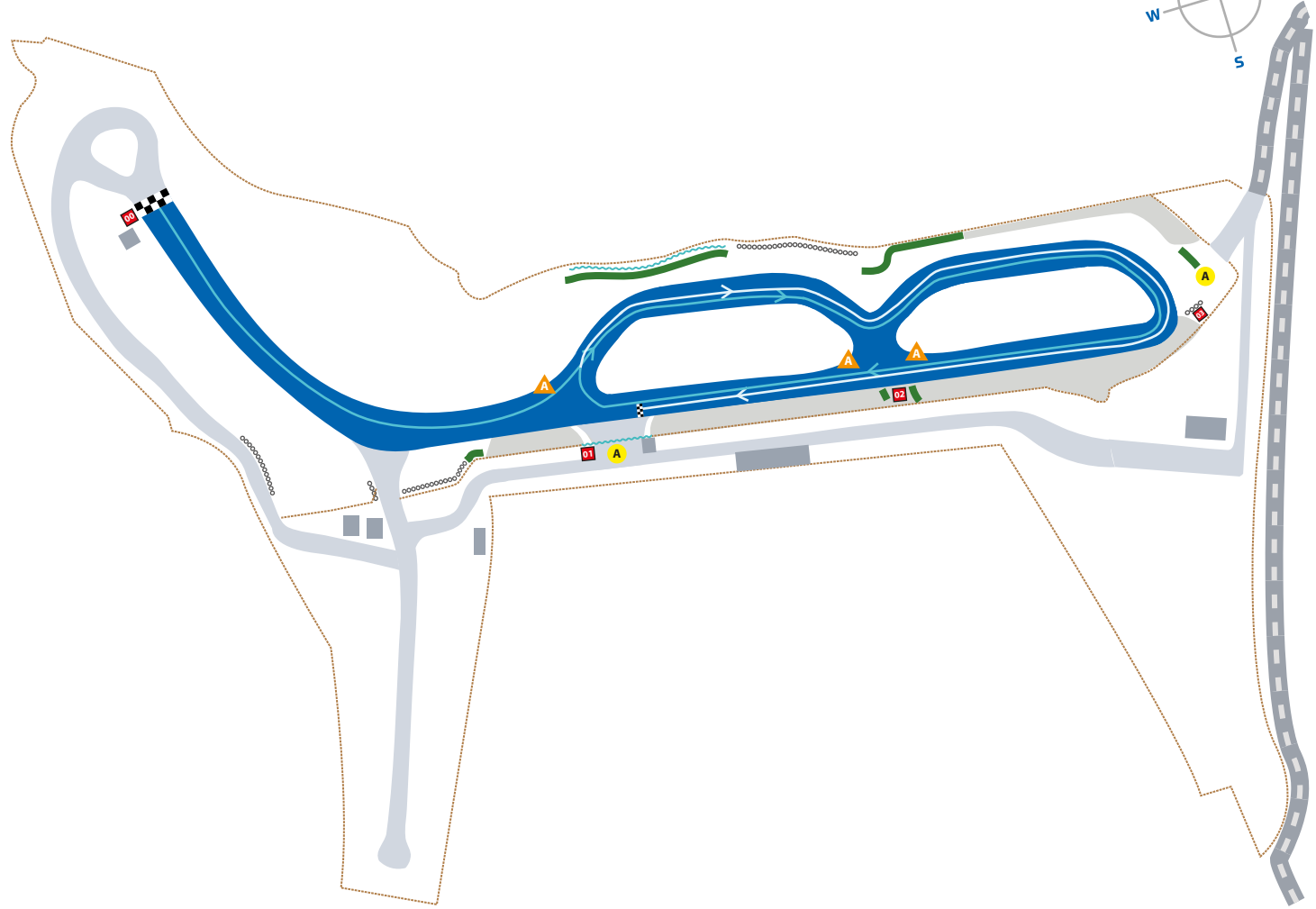
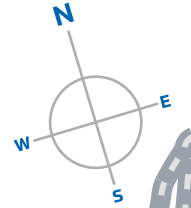
Circuit Plan

Showing circuit layouts, facilities, services and marshal posts
























Curborough

Double Lap

Course Length - 1447 metres



Plan Key

- | | |
|--|--|
|  Race Circuit |  Tyre Barriers |
|  Tarmac/Concrete/Roads |  Armco Barrier |
|  Grass |  Rectical Barriers |
|  Trees/Forest |  Fencing |
|  Grass Bank |  Helipad |
|  Gravel/Sand Trap |  Ambulance |
|  Buildings |  Medical Car |
|  Grandstands |  Safety Car |
|  Marshal Post |  Extrication/Rescue Vehicle |
|  Incident Post |  Recovery Unit |
|  Observer Post |  Fire Vehicle |
| |  Apex Markers |

*Please note. This map is not to scale.